For all you seq...

DNA

DNA Rearrangements and Markers

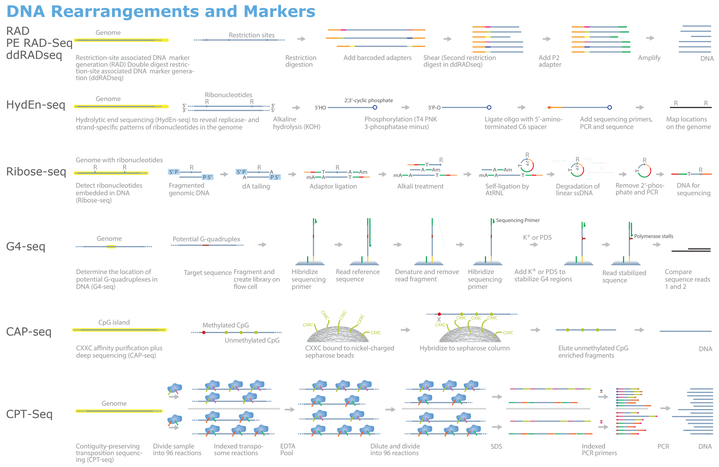

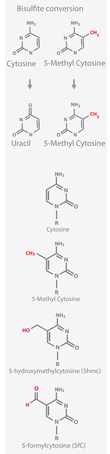

Epigenetics





DNA-Protein Interactions



Protein-Protein Interactions



DNA Low-Level Detection



Key

Yellow highlights indicate the target of the protocol

References

Aba-seq Sun Z. et al. (2013) Cell Rep 3: 567-576
BisChIP-Seq Statham A. L. et al. (2012) Genome Res 22: 1120-1127
Bisulfite-seq Berman B. P. et al. (2012) Nat Genet 44: 40-46
BSAS Masser D. R. et al. (2013) Epigenetics Chromatin 6: 33
BSPP Deng J. et al. (2009) Nat Biotechnol 27: 353-360
BS-Seq Lister R. et al. (2009) Nature 462: 315-322
CAB-Seq Lu X. et al. (2013) J Am Chem Soc 135: 9315-9317
CAP-seq Illingworth R. S. et al. (2010) PLoS Genet 6: e1001134
ChIP-BS-seq Brinkman A. B. et al. (2012) Genome Res 22: 1128-1138
CPT-seq Amini S. et al. (2014) Nat Genet 46: 1343-1349
ddRADseq Peterson B. K. et al. (2012) PLoS One 7: e37135
DIP-seq Shen L. et al. (2013) Cell 153: 692-706
Duplex-Seq Schmitt M. W. et al. (2012) Proc Natl Acad Sci U S A 109: 14508-14513
EC-seq Parkinson N. J. et al. (2015) Genome Res 25: 226-234
fCAB-Seq Song C. X. et al. (2013) Cell 153: 678-691
fC-Seal Song C. X. et al. (2013) Cell 153: 678-691
G&T-seq Macaulay I. C. et al. (2015) Nat Methods 12: 519-522
G4-seq Chambers V. S. et al. (2015) Nat Biotechnol 33: 877-881
HELP-Seq Oda M. et al. (2009) Nucleic Acids Res 37: 3829-3839
hMeDIP-seq Jin C. et al. (2014) Nucleic Acids Res 42: 6956-6971
HydEn-seq Clausen A. R. et al. (2015) Nat Struct Mol Biol 22: 185-191
Ig-Seq Vollmers C. et al. (2013) Proc Natl Acad Sci U S A 110: 13463-13468
IMS-MDA Seth-Smith H. M. et al. (2013) Nat Protoc 8: 2404-2412
INSeq van Opijnen T. et al. (2013) Nat Rev Microbiol 11: 435-442
JBP1-seq Cui L. et al. (2014) Genomics
MAB-seq Wu H. et al. (2014) Nat Biotechnol
MALBAC Zong C. et al. (2012) Science 338: 1622-1626
MBD-Seq Nair S. S. et al. (2011) Epigenetics 6: 34-44
MDA Dean F. B. et al. (2001) Genome Res 11: 1095-1099
MDBCap-Seq de Assis S. et al. (2012) Nat Commun 3: 1053
MeDIP-Seq Down T. A. et al. (2008) Nat Biotechnol 26: 779-785
MethyCap-Seq Brinkman A. B. et al. (2010) Methods 52: 232-236
Methyl-seq Brunner A. L. et al. (2009) Genome Res 19: 1044-1056
MiGS Serre D. et al. (2010) Nucleic Acids Res 38: 391-399
MIPSTR Carlson K. D. et al. (2015) Genome Res 25: 750-761
MIRA Rauch T. A. et al. (2010) Methods 52: 213-217
MRE-Seq Maunakea A. K. et al. (2010) Nature 466: 253-257
Nuc-Seq Wang Y. et al. (2014) Nature 512: 155-160
OS-Seq Myllykangas S. et al. (2011) Nat Biotechnol 29: 1024-1027
oxBS-Seq Booth M. J. et al. (2012) Science 336: 934-937
PBAT Miura F. et al. (2012) Nucleic Acids Res 40: e136
RAD Baird N. A. et al. (2008) PLoS One 3: e3376
RAD-Seq (PE) Willing E. M. et al. (2011) Bioinformatics 27: 2187-2193
RC-Seq Baillie J. K. et al. (2011) Nature 479: 534-537
RedBS-Seq Booth M. J. et al. (2014) Nat Chem 6: 435-440
Rep-Seq Benichou J. et al. (2012) Immunology 135: 183-191
Ribo-Seq Ingolia N. T. et al. (2009) Science 324: 218-223
RRBS Meissner A. et al. (2008) Nature 454: 766-770
RRMAB-seq Neri F. et al. (2015) Cell Rep 10: 674-683
scBS-seq Smallwood S. A. et al. (2014) Nat Methods 11: 817-820
scRRBS Guo H. et al. (2015) Nat Protoc 10: 645-659
smMIP Hiatt J. B. et al. (2013) Genome Res 23: 843-854
SNES Leung M. L. et al. (2015) Genome Biol 16: 55
TAB-Seq Yu M. et al. (2012) Cell 149: 1368-1380
TAmC-Seq Zhang L. et al. (2013) Nat Commun 4: 1517
TC-Seq Klein I. A. et al. (2011) Cell 147: 95-106
TN-Seq van Opijnen T. et al. (2013) Nat Rev Microbiol 11: 435-442
T-WGBS Wang Q. et al. (2013) Nat Protoc 8: 2022-2032
WGBS See BS-Seq

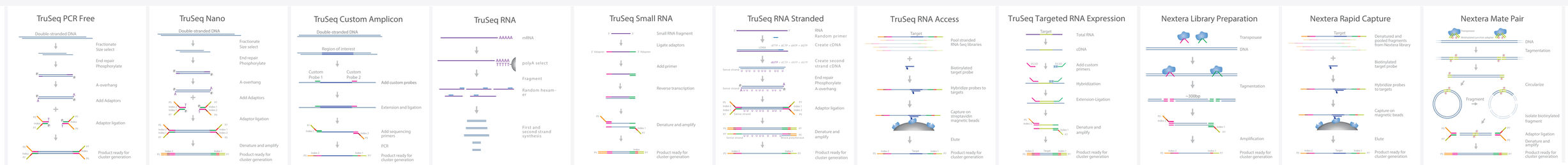

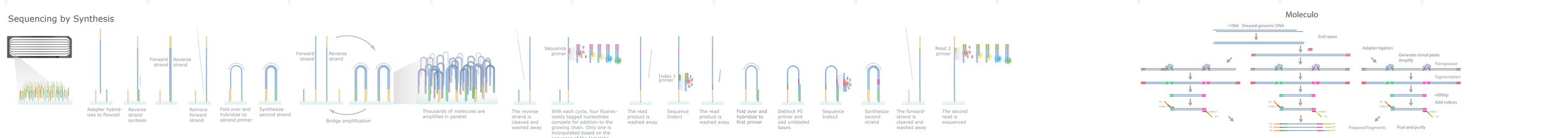

FOR RESEARCH USE ONLY

This poster was compiled by the Illumina Scientific Affairs. Additional information, the latest version of the poster, and a comprehensive list of *seq methods, are available at http://www.illumina.com/libraryprepmethods. Please contact Scientific Affairs with any questions, comments, or suggestions.

© 2015 Illumina, Inc. All rights reserved. Illumina, Inc. • 5200 Illumina Way, San Diego, CA 92122 USA • 1.800.809.4566 toll-free • 1.858.202.4566 tel • techsupport@illumina.com • illumina.com

Illumina, HiSeq, MiSeq, Nextera, NextSeq, TruSeq, the pumpkin orange color, and the Genetic Energy streaming bases design are trademarks or registered trademarks of Illumina, Inc. All other brands and names contained herein are the property of their respective owners.

illumina®